



ಬೃಹತ್ ಬೆಂಗಳೂರು ಮಹಾನಗರ ಪಾಲಿಕೆ
Bruhat Bengaluru Mahanagara Palike



BBMP COVID-19 WAR ROOM 11.01.2023

BBMP / COVID-19 WAR ROOM / BULLETIN – 1024/ 11.01.2023 / #BBMPfightsCOVID19



OVERVIEW OF COVID-19 IN BENGALURU

CASE TRENDS ACTIVE CASES **152**

<u>Confirmed Cases</u>	<u>Recovered Cases</u>	<u>Death Cases</u>
40 18,77,066 [#]	60 18,59,923 [#]	0 16,991 [#]

HOSPITALIZATION **6**

<u>ICU – V</u>	<u>ICU</u>	<u>HDU</u>	<u>General</u>
-	1	1	4

INCLUDES GOVT. QUOTA AND PRIVATE WALK-IN HOSPITALIZATION

VACCINATION **2,036** 2,05,48,805[#]

<u>First Dose</u>	<u>Second Dose</u>	<u>Precaution Dose</u>
114 96,83,640 [#]	547 94,91,163 [#]	1,375 13,74,002 [#]

TRIAGING

MTU

5

Tele Triage

33

ACTIVE CZs

0

MCZs (< 5 cases)

0

Clusters (> 5 cases)

0

TESTING **4,795** 3,20,88,513[#]

<u>Positivity :0.61%</u> <small>*FOR LAST 7 DAYS</small>	<u>RAT</u>	<u>RTPCR</u>
	1,445	3,350

: indicates cumulative numbers till date



ABSTRACT OF COVID-19 SCENARIO IN BENGALURU

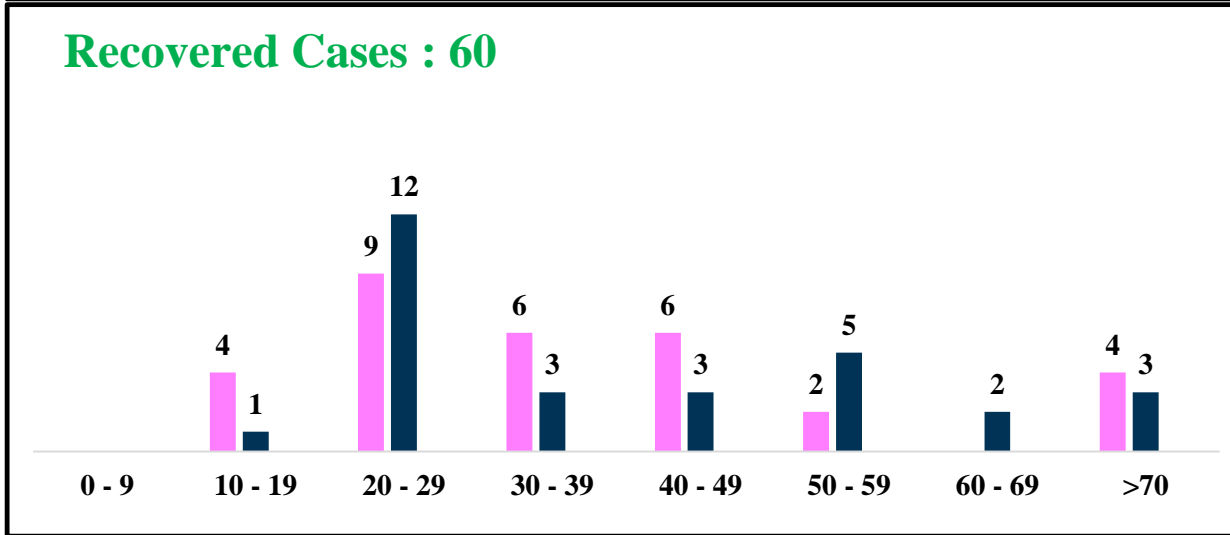
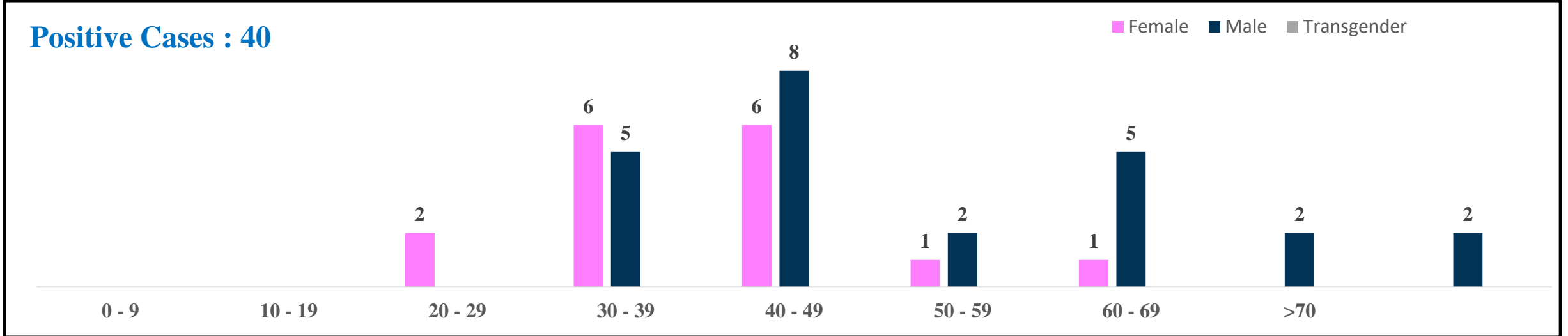


	MALE			FEMALE			TRANSGENDER			TOTAL		
	Last 24 Hours	Last 7 Days	Cumulative	Last 24 Hours	Last 7 Days	Cumulative	Last 24 Hours	Last 7 Days	Cumulative	Last 24 Hours	Last 7 Days	Cumulative
Positive Cases	24	112	11,06,813	16	90	7,70,057	0	0	196	40	202	18,77,066
Recovered Cases	29	172	10,94,396	31	144	7,64,397	0	0	187	60	316	18,59,923
Death Cases	0	0	10,761	0	0	6,226	0	0	4	0	0	16,991
Total Tests Done	In Last 24 hrs. : 4,795			In last 7 days : 33,086			Cumulative : 3,20,88,513					
Vaccine Doses Administered	In Last 24 hrs. : 2,036			In last 7 days : 16,961			Cumulative : 2,05,48,805					
ACTIVE CASES									152			

*Covid deaths occurred today : 00 | Covid deaths occurred beyond last 24hrs., reported today : 00



LAST 24 HOURS AGE GROUP AND GENDER WISE DISTRIBUTION

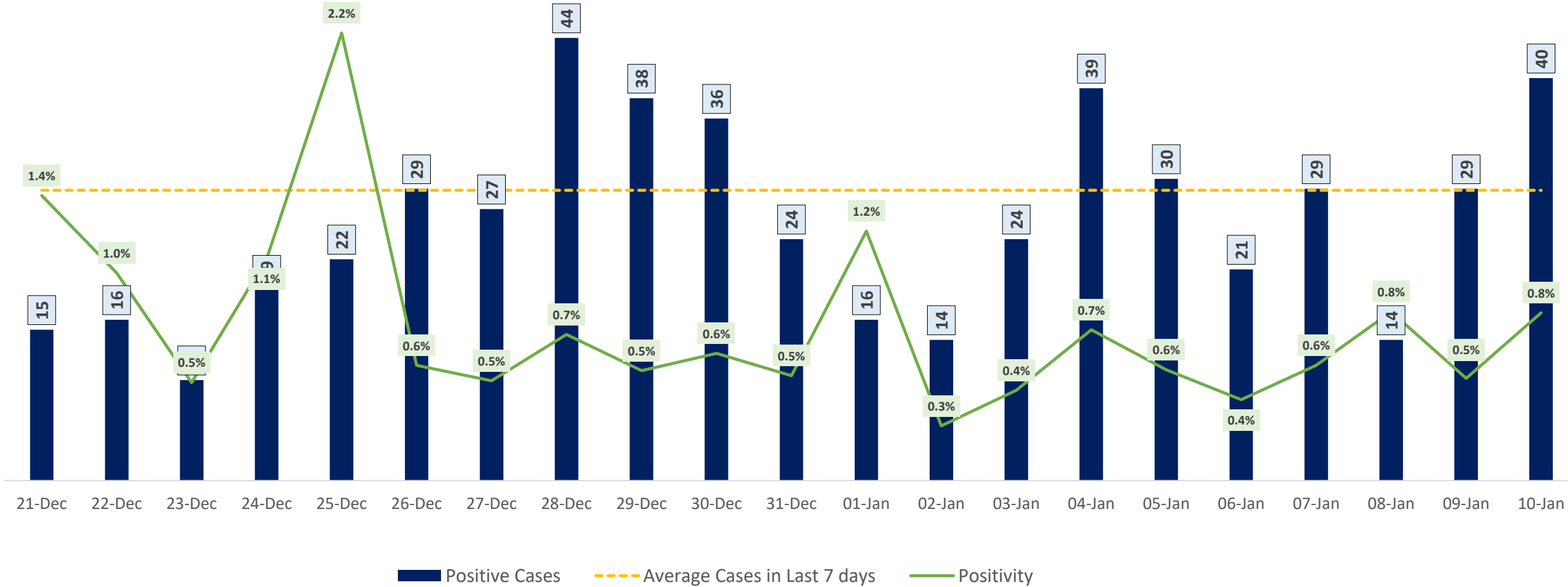




POSITIVITY RATE OF BENGALURU – LAST 21 DAYS



Average Cases in Last 7 days : 29

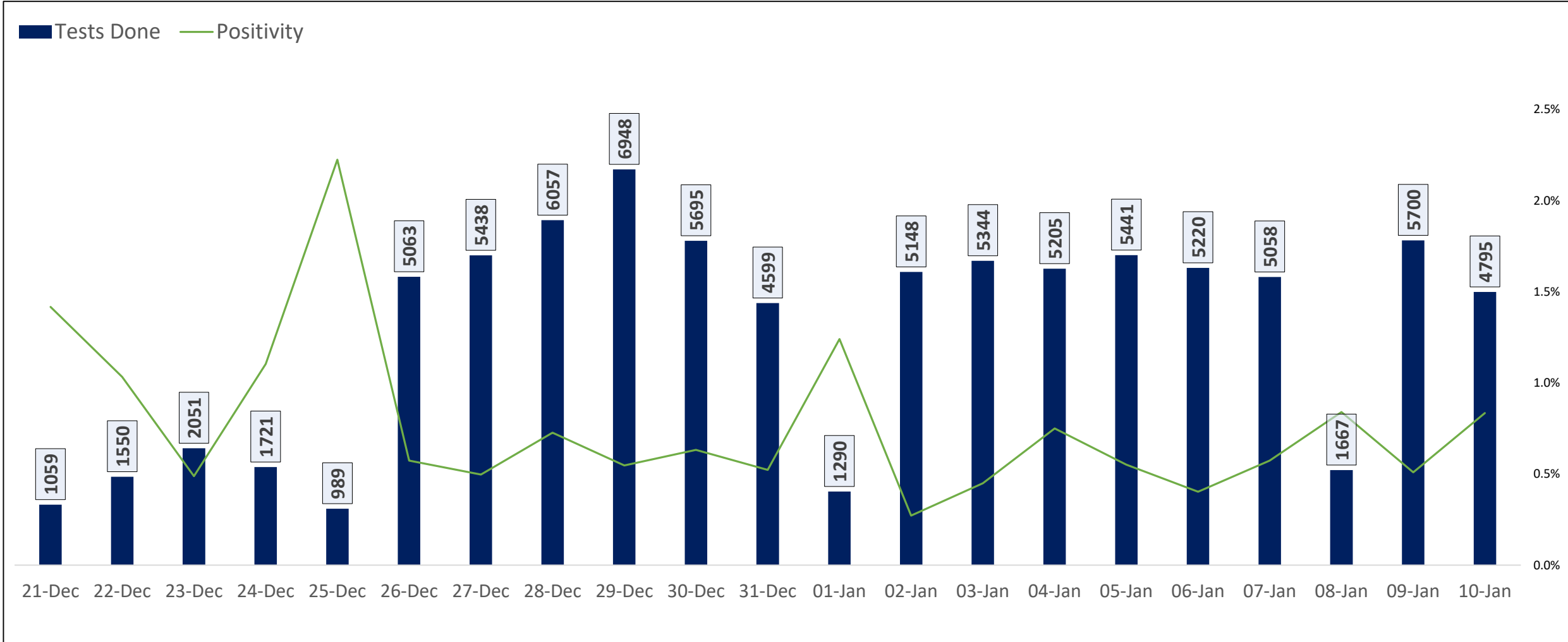




TESTING TRENDS IN BENGALURU

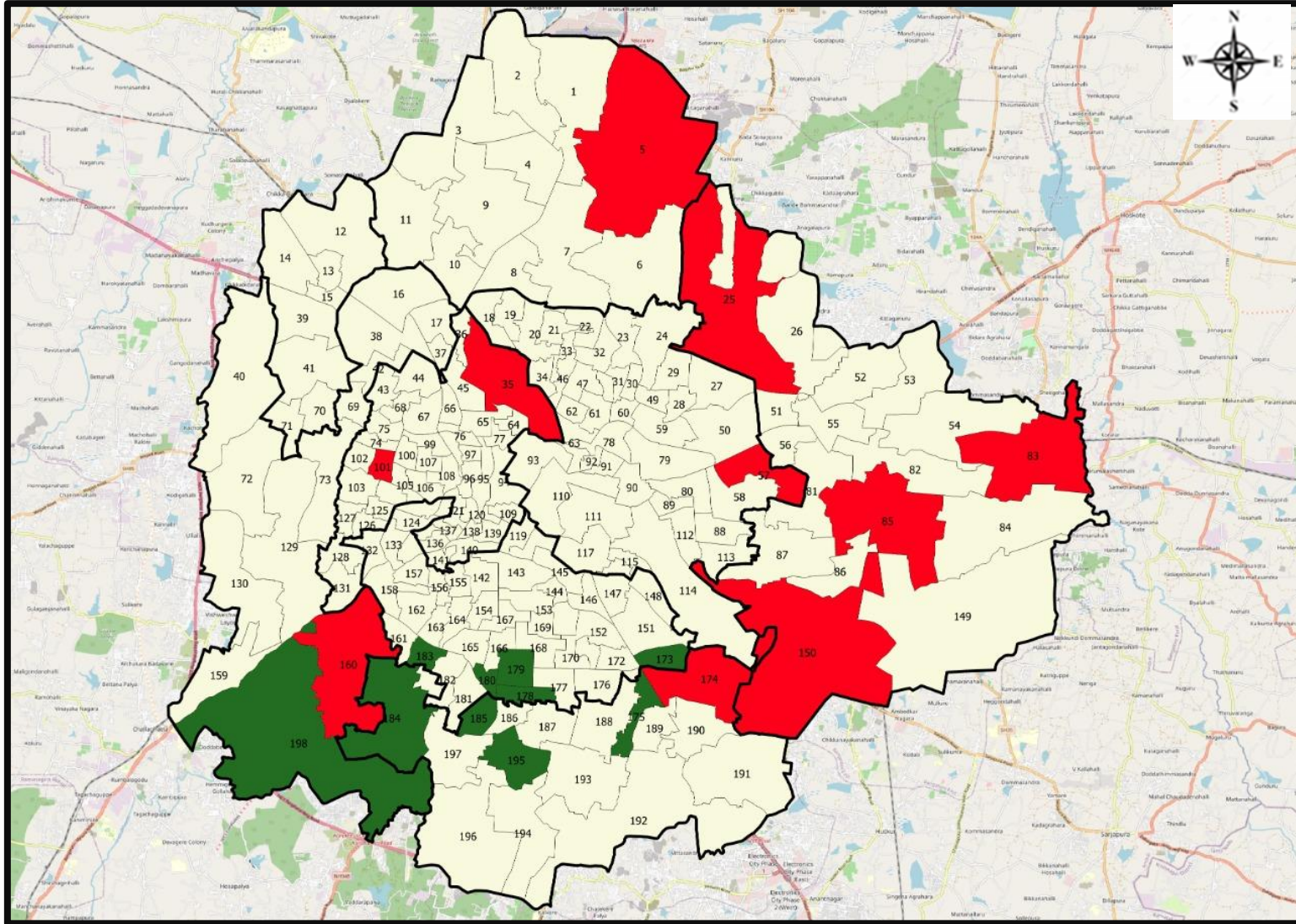


Total Test Conducted Till Date	Test Conducted Last 24 hours	Last 7 Days Average
3,20,88,513	4,795	4,727





BENGALURU URBAN MAP SHOWING TREND OF POSITIVE CASES IN LAST 7 DAYS



Top 10 wards reporting highest number of positive cases in last 10 days

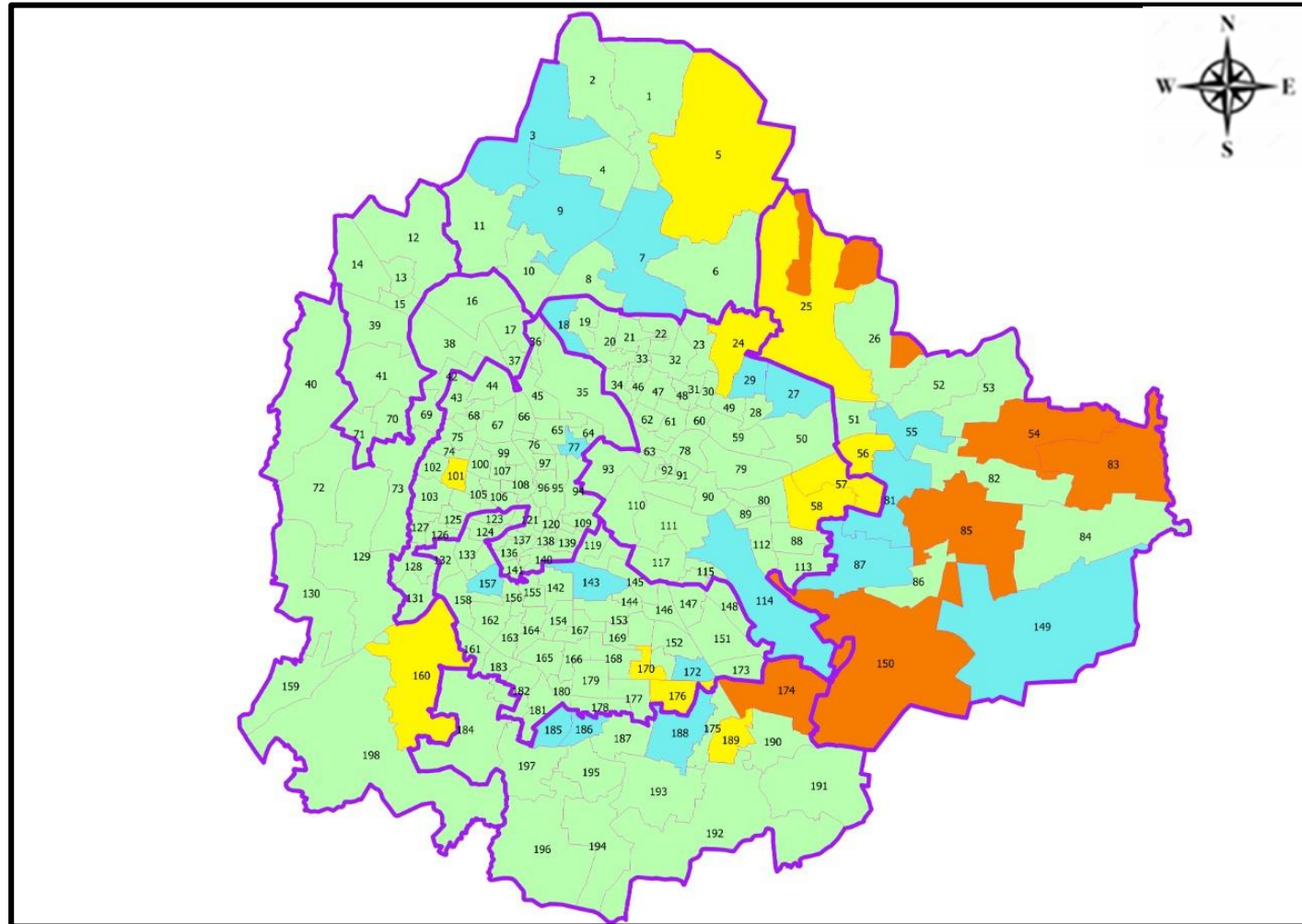
Ward No.	Ward Name	Daily Cases Average
83	Kadugodi	1
85	Dodda Nekkundi	1
174	HSR Layout	1
150	Bellanduru	1
5	Jakkuru	1
57	CV Raman Nagar	1
101	Kamakshipalya	1
160	Rajarajeshwari Nagar	1
25	Horamavu	1
35	Aramane Nagar	1







Top 10 wards reporting least number of positive cases in last 7 days

Ward No.	Ward Name	Daily Cases Average
198	Hemmigepura	0
195	Konanakunte	0
185	Yelchenahalli	0
184	Uttarahalli	0
183	Chikkalsandra	0
180	Banashankari Temple Ward	0
179	Shakambari Nagar	0
178	Sarakki	0
175	Bommanahalli	0
173	Jakkasandra	0



BENGALURU MAP SHOWING INTENSITY OF POSITIVE CASES IN LAST 7 DAYS



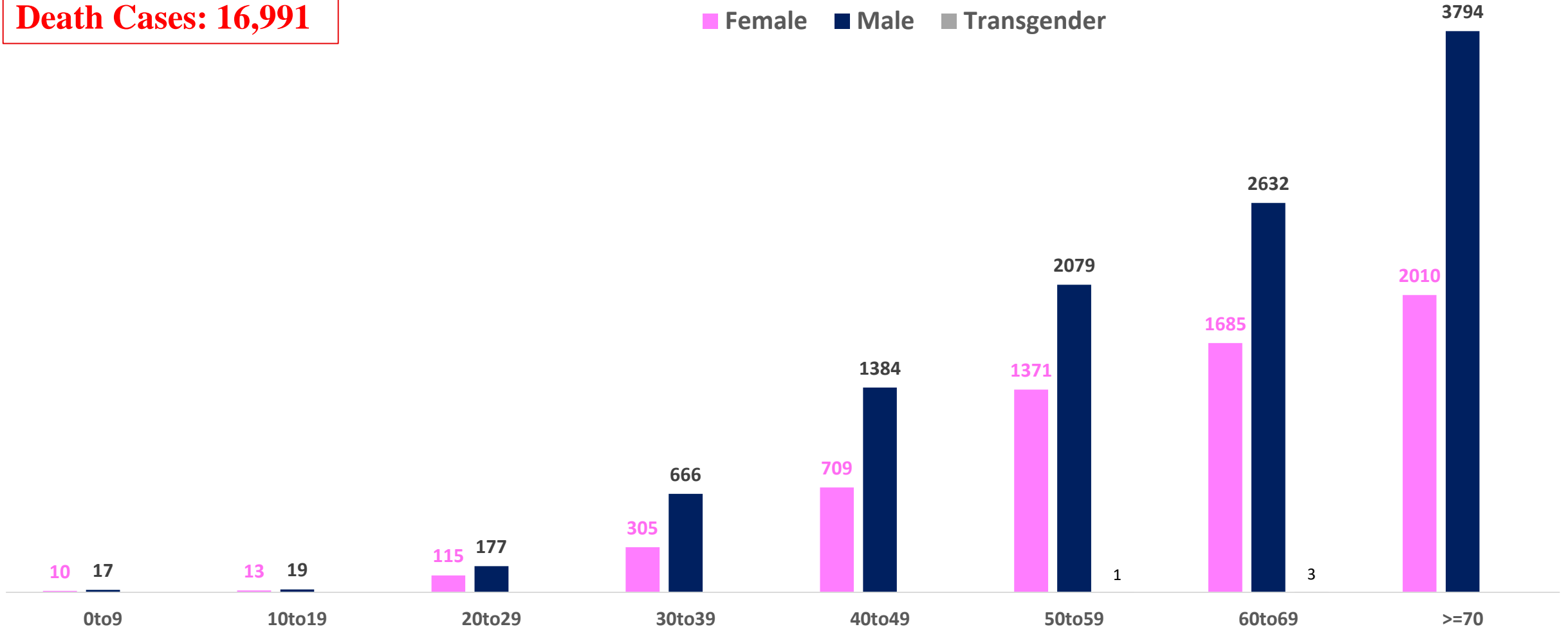
-  **Level 1 : 0 to 1 Cases**
-  **Level 2 : 1 to 3 Cases**
-  **Level 3 : 3 to 5 Cases**
-  **Level 4 : 5 to 10 Cases**
-  **Level 5 : More than 10 Cases**
-  **Zone Boundaries**



AGE AND GENDER WISE DISTRIBUTION OF DEATH CASES



Death Cases: 16,991





COVID-19 SCENARIO IN BENGALURU AND OTHER METROPOLITAN CITIES



CITY NAME	Positive Cases	Active Cases	Recovered	Deceased	Vaccine Doses Administered
New Delhi	20,07,295	24	19,80,749	26,522	3,73,17,328
Bengaluru*	18,77,066	152	18,59,923	16,991	2,37,78,980
Mumbai	11,54,247	37	11,34,464	19,746	2,21,34,555
Chennai	7,93,220	15	7,84,134	9,071	1,13,96,462

Source : <https://dashboard.cowin.gov.in/> at 5:00pm (11.01.2023)
Source : <https://www.covid19bharat.org/> at 5:00pm (11.01.2023)

*includes BBMP & Bengaluru Urban



SNAPSHOT OF COVID-19 CASES IN BENGALURU URBAN



**Total Wards With
0 Cases* :
112**

**Tests Conducted
on 10.01.2023:
4,795**

**Recovery
Rate*:
99.09%**

**Total
Active Cases :
152**

**Total Vaccinated
on 10.01.2023:
2.036**

**Positivity
Rate* :
0.61%**

**Active
Rate*:
0.01%**

**Case
Fatality Rate* :
0.00%**





*Total positive cases In the past 7 days

*CFR and positivity is for Past 7 days



ಬೃಹತ್ ಬೆಂಗಳೂರು ಮಹಾನಗರ ಪಾಲಿಕೆ
Bruhat Bengaluru Mahanagara Palike



Download BBMP Bulletin	https://apps.bbmpgov.in/covid19/mediabulletin.php
To register for vaccination :	https://selfregistration.cowin.gov.in/
BBMP COVID19 Dashboard:	https://apps.bbmpgov.in/covid19/
Follow us on:	 www.facebook.com/bbmp.comm1/
	 twitter.com/BBMPCOMM
	  BBMPSplHealth

Issued by:

Honorable Chief Commissioner, BBMP
Special Commissioner Health & IT, BBMP
MD, Bengaluru Smart City Limited

THANK YOU !


ಬೃಹತ್ ಬೆಂಗಳೂರು ಮಹಾನಗರ ಪಾಲಿಕೆ
Bruhat Bengaluru Mahanagara Palike

Stay Safe from COVID-19 Virus

 **Wear Mask**

Wash Hands Regularly 

 **Maintain Social Distance**

Get Vaccinated 

For more information around COVID-19 call the BBMP helpline number 1533

